

# Rettangolo I Nano Linear Fixture

## Specification Submittal

Rettangolo I is a high-performing, premium Nano Linear fixture that provides a clean, minimalist look to seamlessly integrate into distinctive architecture. These modern light fixtures are great for both home lighting and commercial spaces.




Project Name:

Project Location:

Fixture Type:

SKUs:

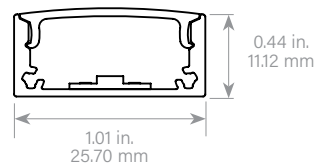


## Features & Benefits

- Continuous lengths up to 8 ft. and longer lengths available using multiple segments
- Lead wire grommets eliminate light leaks
- Countersunk hex hardware for a clean look
- Special order RAL colors available
- High R9 and R13 values
- 2-step MacAdam ellipse for unparalleled quality and consistency
- UL Listed and Title 24
- Superior color rendering

## Dimensions Actual size shown.

### Fixture Cross Section



## System Builder Choose one option for each step.

Company	Category	Model	1 Location	2 Output	3 CCT	Lens	4 Finish	5 Mounting	6 Length	7A Number of Leads	7B End Length	7C Beginning Length
OP	SFU	RET1	-	-	-	FRT	-	-	-	-	-	-

1 Location	2 Output	3 CCT	4 Finish	5 Mounting	6 Length	7 Lead
<b>I</b> Indoor <b>O</b> Outdoor	<b>Indoor Options</b> L0.5 - 89 lm/ft* L1 - 165 lm/ft* L2 - 295 lm/ft* L3 - 400 lm/ft* L5 - 601 lm/ft* L6 - 701 lm/ft* L7 - 877 lm/ft* L9 - 1098 lm/ft* L10 - 1315 lm/ft*  <b>Outdoor Options</b> L2 - 295 lm/ft* L3 - 400 lm/ft* L5 - 601 lm/ft*	<b>Indoor Options</b> 2200K 2400K 2700K - Quick Ship 3000K - Quick Ship 3500K - Quick Ship 4000K 5000K  <b>Outdoor Options</b> 2700K 3000K 4000K	 <b>ALU</b> - Quick Ship Anodized Aluminum   <b>GLW</b> - Quick Ship Powder Coated Gloss White   <b>ABL</b> - Quick Ship Anodized Matte Black   <b>RALXXXX</b> Specify Color	<b>MC</b> Mounting Clip  0.51 in. 1.07 in. 0.63 in.  <b>VHB</b> 3M VHB Adhesive - double sided tape will be mounted on the back   <b>NM</b> No Mounts - installer can use own adhesive	 <b>XYZ</b> 1 in. increments  - The fixtures come in segments up to 96 in.  - Fixtures up to 96 in. will be assembled at the factory  - If over 96 in., multiple segments of the profile will be supplied. The light engine will be cut to length with desired lead length(s) that can be easily installed in the field	<b>7A</b> Number of Leads <b>1LEAD</b> One lead  <b>2LEAD</b> Two leads (one at each end)   - By default leads come out the end of the fixture. If the lead length is followed by the letter "B" it means the lead will come out the BACK of the fixture <b>7B</b> Length at End (in inches) <b>1-120</b>  <b>7C</b> Length at Beginning (in inches) <b>1-120 - Optional</b>   - The length will dictate the wire gauge - An optional "B" at the end means the lead comes out the back.

Quick Ship= Shipped within 10 business days

# Rettangolo I Nano Linear Fixture

## Specification Submittal

### Power Supplies

Include Power Supplies In Quote?

Yes, Include Power Supplies:

Optique Lighting will provide a universal power supply supporting 0-10, 1-10V, MLV, ELV dimming and voltage input from 100V-277V. Includes integrated junction box.

No Power Supplies Required:

No power supplies will be included.

\*Note: If nothing is selected, we will assume power supplies should be included.

### Output

L-Level		L0.5	L1	L2	L3	L5	L6	L7	L9	L10
Lumens (per ft)	2200K	72	154	215	324	514	593	738	915	1119
	2400K	73	154	239	329	487	603	755	935	1127
	2700K	87	164	286	389	578	700	876	1069	1313
	3000K	84	179	277	375	565	736	927	1142	1410
	3500K	89	185	295	400	601	701	877	1098	1315
	4000K	90	188	297	373	597	750	940	1175	1438
	5000K	93	191	300	407	610	762	948	1179	1404
Wattage* (per ft.)		1.0	2.0	3.1	4.3	6.6	7.6	9.6	12.0	15.2
Max Run Length** (ft.)		68	42	30	22	14	12	10	8	6
Closet Rated		✓	✓	✓	✓	✓	✓	-	-	-

\*Power consumption based on average wattage per foot.

\*\*Maximum run length per power feed.

# Rettangolo I Nano Linear Fixture

## Specification Submittal

### ✦ Photometry

1 ft., 3000K Rettangolo I Nano Linear Fixture

#### LUMEN SUMMARY

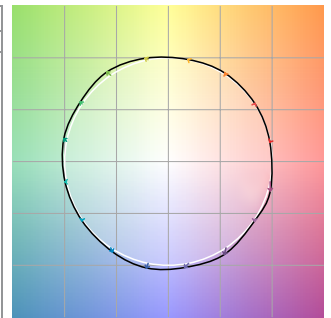
Zone	Lumens	% Fixture
0° - 15°	64.7 lm	6.98%
0° - 30°	239 lm	25.78%
0° - 45°	472 lm	50.92%
0° - 60°	698 lm	75.30%
0° - 75°	858 lm	92.56%
0° - 90°	917 lm	98.92%

#### FOOT CANDLES

Distance	Foot Candles
1'	309 fcd
1.5'	137 fcd
2'	77 fcd
2.5'	49 fcd
3'	34 fcd
4'	19 fcd
5'	12 fcd
6'	9 fcd
9'	4 fcd
12'	2 fcd

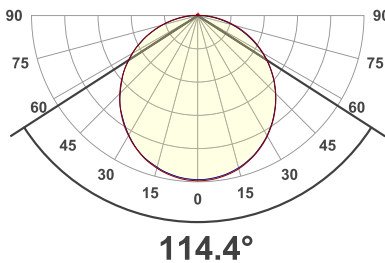
#### COLOR VECTOR GRAPHIC

Hue Bin	R <sub>f</sub>	Graphic shifts (%)	
		Chroma	Hue
1	96	0%	0%
2	97	0%	0%
3	95	1%	2%
4	96	0%	0%
5	95	2%	3%
6	93	5%	1%
7	95	2%	-1%
8	94	3%	-2%
9	96	1%	0%
10	97	1%	1%
11	94	2%	4%
12	91	5%	-1%
13	93	3%	-5%
14	92	4%	-5%
15	95	1%	-2%
16	89	2%	-8%



□ Reference    ■ Test

#### ANGULAR DISTRIBUTION 0 - 90°



#### BEAM ANGLE

