

## Pivotaire Nano Linear Fixture

### Specification Submittal

The Pivotaire family is the only in-wall linear lighting system with a patented design that makes mounting at any angle simple and straightforward. Pivotaire's patented lens system greatly improves light distribution across the lens, and one SKU ordering makes specifying Pivotaire a snap.

Project Name:

Project Location:

Fixture Type:

SKUs:



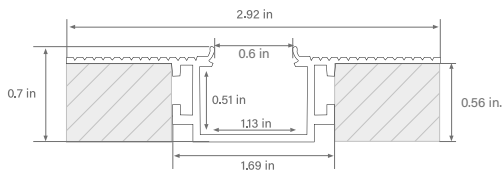
### Features & Benefits

- Proprietary advanced uniform light distribution system to eliminate dark edges on lens.
- Multiple configurations available
- Compatible with 5/8" drywall
- Compatible with commercial off-the-shelf (COTS) parts
- Superior color rendering
- High R9 and R13 values
- 2-step MacAdam ellipse for unparalleled quality and consistency
- UL Listed and Title 24

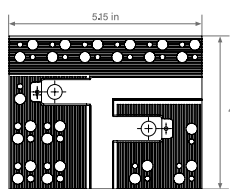


### Dimensions *\*Not actual size.*

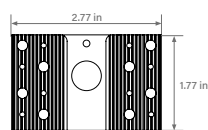
#### 0.5" WIDE FIXTURE



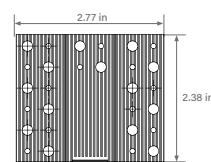
#### 0.5" POWERED CORNER



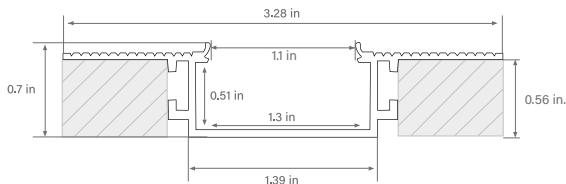
#### 0.5" POWERED ENDCAP



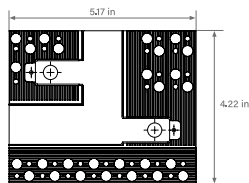
#### 0.5" NON-POWERED ENDCAP



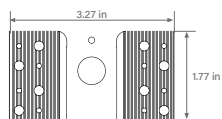
#### 1" WIDE FIXTURE



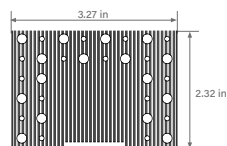
#### 1" POWERED CORNER



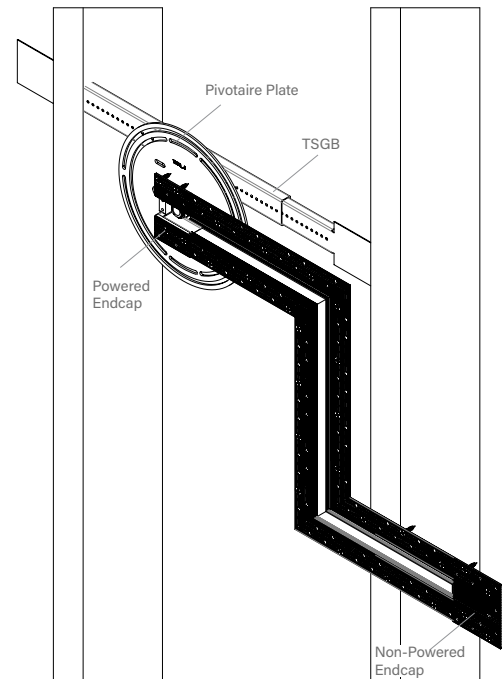
#### 1" POWERED ENDCAP



#### 1" NON-POWERED ENDCAP



#### PRODUCT ASSEMBLED

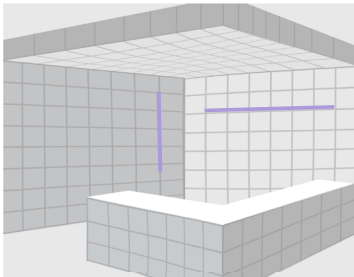


## Pivotaire Nano Linear Fixture

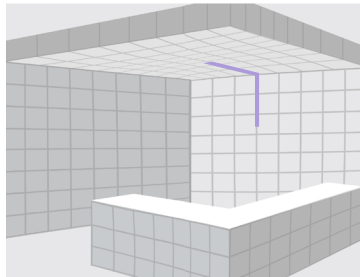
Specification Submittal

### Configurations

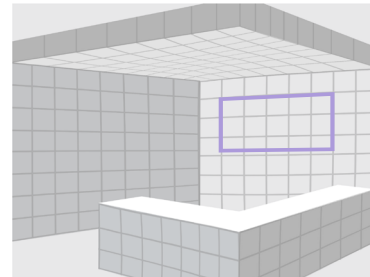
Choose one option.



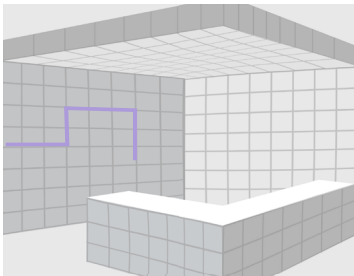
Straight Fixture



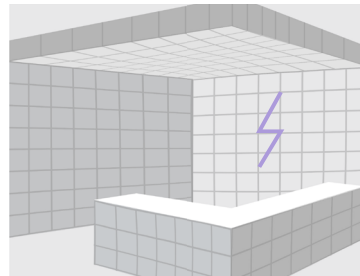
Wrap Fixture



Picture Frame Fixture



Zig-Zag Fixture



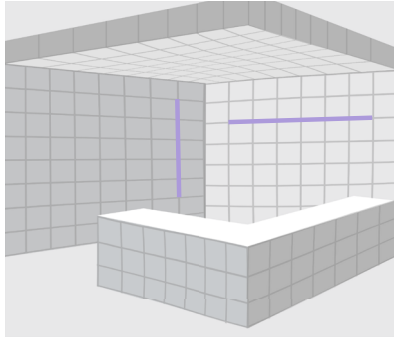
Custom Fixture

# Pivotaire Straight Nano Linear Fixture

## Specification Submittal

### **i** System Builder

*A straight fixture that is back lit.*

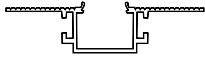


Company	Category	1 Model	Fixture Type	Location	2 Output	3 CCT	Lens	4 Length
OP	-	REC	-	ST	-	I	-	FRT

Choose one option for each step.

#### 1 Model

**PIVO05**  
Pivotaire 0.5 in.



**PIVO10**  
Pivotaire 1.0 in.



#### 2 Output


- L1**  
100+ lm/ft
- L2**  
200+ lm/ft
- L3**  
300+ lm/ft
- L4**  
400+ lm/ft

#### 3 CCT

- 2200K**
- 2400K**
- 2700K** - Quick Ship
- 3000K** - Quick Ship
- 3500K** - Quick Ship
- 4000K**
- 5000K**

#### 4 Length

Inches



Inches  
**XXX** 1 in. increments

*Total lengths can not exceed the following:*  
*PIVO05*

- Up to 60 ft. with 100+ lumens per foot output
- Up to 44 ft. with 200+ lumens per foot output
- Up to 28 ft. with 300+ lumens per foot output
- Up to 24 ft. with 400+ lumens per foot output

*PIVO10*

- Up to 84 ft. with 100+ lumens per foot output
- Up to 60 ft. with 200+ lumens per foot output
- Up to 44 ft. with 300+ lumens per foot output
- Up to 28 ft. with 400+ lumens per foot output

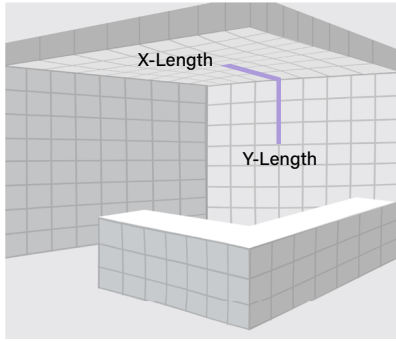
Quick Ship= Shipped within 10 business days

# Pivotaire Wrap Nano Linear Fixture

## Specification Submittal

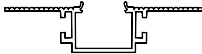


### **i** System Builder

*A wrap fixture that is back lit.*



Company	Category	1 Model	Fixture Type	Location	2 Output	3 CCT	Lens	4 Length	
OP	-	REC	-	WR	-	I	-	FRT	-

Choose one option for each step.

1 Model	2 Output	3 CCT	4 Length
<p><b>PIVO05</b> Pivotaire 0.5 in.</p>  <p><b>PIVO10</b> Pivotaire 1.0 in.</p> 	<p><b>L1</b> 100+ lm/ft</p> <p><b>L2</b> 200+ lm/ft</p> <p><b>L3</b> 300+ lm/ft</p> <p><b>L4</b> 400+ lm/ft</p>	<p><b>2200K</b></p> <p><b>2400K</b></p> <p><b>2700K</b> - Quick Ship</p> <p><b>3000K</b> - Quick Ship</p> <p><b>3500K</b> - Quick Ship</p> <p><b>4000K</b></p> <p><b>5000K</b></p>	<p>X-Length Inches    Y-Length Inches</p>  <p>Inches</p> <p><b>XXX</b> 1 in. increments</p> <p><i>Total lengths can not exceed the following:</i></p> <p><i>PIVO05</i></p> <ul style="list-style-type: none"> <li>- Up to 60 ft. with 100+ lumens per foot output</li> <li>- Up to 44 ft. with 200+ lumens per foot output</li> <li>- Up to 28 ft. with 300+ lumens per foot output</li> <li>- Up to 24 ft. with 400+ lumens per foot output</li> </ul> <p><i>PIVO10</i></p> <ul style="list-style-type: none"> <li>- Up to 84 ft. with 100+ lumens per foot output</li> <li>- Up to 60 ft. with 200+ lumens per foot output</li> <li>- Up to 44 ft. with 300+ lumens per foot output</li> <li>- Up to 28 ft. with 400+ lumens per foot output</li> </ul>

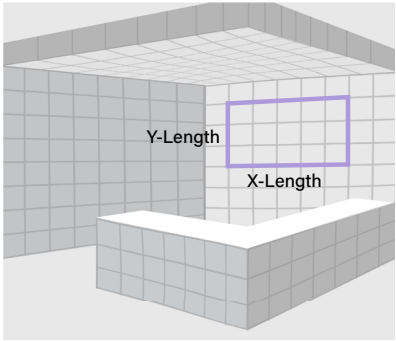
Quick Ship= Shipped within 10 business days

# Pivotaire Picture Frame Nano Linear Fixture

## Specification Submittal

### **i** System Builder

A picture frame fixture that is edge lit.



Company	Category	1 Model	Fixture Type	Location	2 Output	3 CCT	Lens	4 Length
OP	-	REC	-	PF	-	-	-	FRT

Choose one option for each step.

1 Model	2 Output	3 CCT	4 Length
<p><b>PIVO05</b> Pivotaire 0.5 in.</p> <p><b>PIVO10</b> Pivotaire 1.0 in.</p>	<p><b>L1</b> 100+ lm/ft</p> <p><b>L2</b> 200+ lm/ft</p> <p><b>L3</b> 300+ lm/ft</p> <p><b>L4</b> 400+ lm/ft</p>	<p><b>2200K</b></p> <p><b>2400K</b></p> <p><b>2700K</b> - Quick Ship</p> <p><b>3000K</b> - Quick Ship</p> <p><b>3500K</b> - Quick Ship</p> <p><b>4000K</b></p> <p><b>5000K</b></p>	<p>X-Length Inches    Y-Length Inches</p> <p>Inches</p> <p><b>XXX</b> 1 in. increments</p> <p>Total lengths can not exceed the following:</p> <p><b>PIVO05</b></p> <ul style="list-style-type: none"> <li>- Up to 84 ft. with 100+ lumens per foot output</li> <li>- Up to 60 ft. with 200+ lumens per foot output</li> <li>- Up to 44 ft. with 300+ lumens per foot output</li> <li>- Up to 28 ft. with 400+ lumens per foot output</li> </ul> <p><b>PIVO10</b></p> <ul style="list-style-type: none"> <li>- Up to 138 ft. with 100+ lumens per foot output</li> <li>- Up to 84 ft. with 200+ lumens per foot output</li> <li>- Up to 60 ft. with 300+ lumens per foot output</li> <li>- Up to 44 ft. with 400+ lumens per foot output</li> </ul>

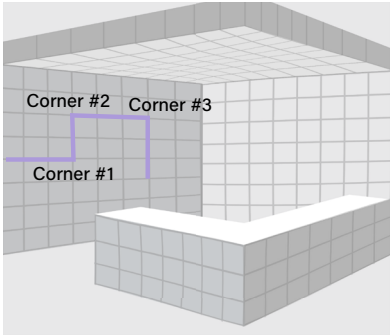
Quick Ship= Shipped within 10 business days

# Pivotaire Zig-Zag Nano Linear Fixture

## Specification Submittal

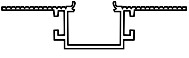

### **i** System Builder

A zig-zag fixture that is edge lit and has a number of corner cuts.



Company	Category	1 Model	Fixture Type	Location	2 Output	3 CCT	Lens	4 Length	5 Corner Number
OP	REC	-	ZZ	I	-	-	FRT	-	-

Choose one option for each step.

1 Model	2 Output	3 CCT	4 Length	5 Corner Number
<p><b>PIVO05</b> Pivotaire 0.5 in.</p>  <p><b>PIVO10</b> Pivotaire 1.0 in.</p> 	<p><b>L1</b> 100+ lm/ft</p> <p><b>L2</b> 200+ lm/ft</p> <p><b>L3</b> 300+ lm/ft</p> <p><b>L4</b> 400+ lm/ft</p>	<p><b>2200K</b></p> <p><b>2400K</b></p> <p><b>2700K</b> - Quick Ship</p> <p><b>3000K</b> - Quick Ship</p> <p><b>3500K</b> - Quick Ship</p> <p><b>4000K</b></p> <p><b>5000K</b></p>	<p>Length is calculated by adding together lens length of all sections separated by a corner cut.</p> <p>Inches</p> <p>Inches</p> <p><b>XXX</b> 1 in. increments</p> <p>Total lengths can not exceed the following:</p> <p><i>PIVO05</i></p> <ul style="list-style-type: none"> <li>- Up to 84 ft. with 100+ lumens per foot output</li> <li>- Up to 60 ft. with 200+ lumens per foot output</li> <li>- Up to 44 ft. with 300+ lumens per foot output</li> <li>- Up to 28 ft. with 400+ lumens per foot output</li> </ul> <p><i>PIVO10</i></p> <ul style="list-style-type: none"> <li>- Up to 138 ft. with 100+ lumens per foot output</li> <li>- Up to 84 ft. with 200+ lumens per foot output</li> <li>- Up to 60 ft. with 300+ lumens per foot output</li> <li>- Up to 44 ft. with 400+ lumens per foot output</li> </ul>	<p>Number of 90° corners in the fixture.</p>

Quick Ship= Shipped within 10 business days

# Pivotaire Custom Nano Linear Fixture

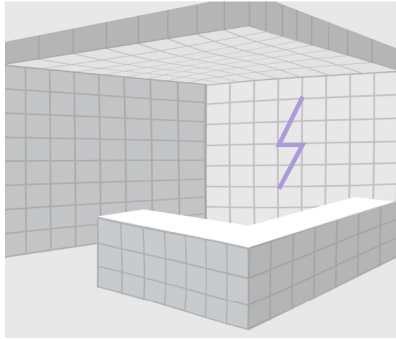
## Specification Submittal

### **i** System Builder

A custom fixture is one that does not conform to the fixtures defined above.

Examples of a custom fixture are:

1. Does not fit into one of the fixture categories above.
2. Exceeds the maximum run of the fixture categories above.
3. Requires a non-90 degree bevel or corner.
4. Is a fixture that must match a particular design.
5. Other custom need.



Company	Category	1 Model	Fixture Type	Location	3 Output	4 CCT	Lens	5 Length
OP	-	REC	-	CU	-	I	-	FRT

Choose one option for each step.

1 Model	3 Output	4 CCT	5 Length
<p><b>PIVO05</b> Pivotaire 0.5 in.</p> <p><b>PIVO10</b> Pivotaire 1.0 in.</p>	<p><b>L1</b> 100+ lm/ft</p> <p><b>L2</b> 200+ lm/ft</p> <p><b>L3</b> 300+ lm/ft</p> <p><b>L4</b> 400+ lm/ft</p>	<p><b>2200K</b></p> <p><b>2400K</b></p> <p><b>2700K</b> - Quick Ship</p> <p><b>3000K</b> - Quick Ship</p> <p><b>3500K</b> - Quick Ship</p> <p><b>4000K</b></p> <p><b>5000K</b></p>	<p>Total lens length of complete fixture.</p> <p>Inches</p> <p>Inches</p> <p><b>XXX</b> 1 in. increments</p>

\* In order to accurately quote a custom Pivotaire project, please include a diagram of your project when submitting.

Quick Ship= Shipped within 10 business days

# Pivotaire Nano Linear Fixture

## Specification Submittal

### Power Supplies

Yes, Include Power Supplies:

Optique Lighting will provide a universal power supply supporting 0-10, 1-10V, MLV, ELV dimming and voltage input from 100V-277V. Includes integrated junction box.

No Power Supplies Required:

No power supplies will be included.

\*Note: If nothing is selected, we will assume power supplies should be included.

### Output

0.5" Wide Pivotaire Nano Linear Fixture

#### WRAP AND STRAIGHT CONFIGURATIONS

L-Level		L1	L2	L3	L4
Lumens (per ft)	2200K	127	188	305	346
	2400K	139	191	285	351
	2700K	167	228	342	411
	3000K	161	222	328	437
	3500K	173	237	353	411
	4000K	173	222	348	438
	5000K	176	240	353	442
Wattage* (per ft.)		3.1	4.3	6.6	7.6
Max Run Length** (ft.)		30	22	14	12

#### PICTURE FRAME AND ZIG-ZAG CONFIGURATIONS

L-Level		L1	L2	L3	L4
Lumens (per ft)	2200K	135	177	283	448
	2400K	136	208	285	431
	2700K	160	250	336	491
	3000K	158	242	326	473
	3500K	166	256	349	528
	4000K	168	270	325	534
	5000K	169	271	356	536
Wattage* (per ft.)		4.0	6.2	8.6	13.2
Max Run Length** (ft.)		42	30	22	14

NOTE: Custom configuration can be either Wrap/Straight or Picture Frame/Zig-Zag.

\*Power consumption based on average wattage per foot.

\*\*Maximum run length per power feed.



# Pivotaire Nano Linear Fixture

## Specification Submittal

### Output

1" Wide Pivotaire Nano Linear Fixture

#### WRAP AND STRAIGHT CONFIGURATIONS

L-Level		L1	L2	L3	L4
Lumens (per ft)	2200K	121	170	254	403
	2400K	121	188	258	381
	2700K	144	224	304	451
	3000K	139	217	295	440
	3500K	145	232	311	470
	4000K	147	230	289	468
	5000K	150	234	319	474
Wattage* (per ft.)		2.0	3.1	4.3	6.6
Max Run Length** (ft.)		42	30	22	14

#### PICTURE FRAME AND ZIG-ZAG CONFIGURATIONS

L-Level		L1	L2	L3	L4
Lumens (per ft)	2200K	84	174	248	367
	2400K	85	174	276	378
	2700K	100	210	331	444
	3000K	98	206	320	433
	3500K	101	212	341	465
	4000K	105	217	342	435
	5000K	107	221	347	475
Wattage* (per ft.)		2.0	4.0	6.2	8.6
Max Run Length** (ft.)		68	42	30	22

NOTE: Custom configuration can be either Wrap/Straight or Picture Frame/Zig-Zag.

\*Power consumption based on average wattage per foot.

\*\*Maximum run length per power feed.

# Pivotaire Nano Linear Fixture

## Specification Submittal

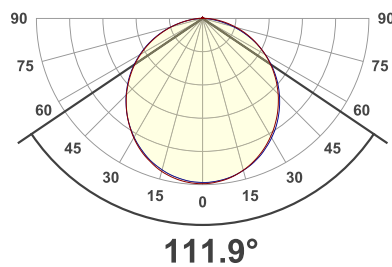
◆ Photometry 1 ft., 3000K, 0.5" Wide Pivotaire Nano Linear Fixture

### WRAP AND STRAIGHT CONFIGURATIONS

#### LUMEN SUMMARY

Zone	Lumens	% Fixture
0° - 15°	39.4 lm	7.26%
0° - 30°	145 lm	26.70%
0° - 45°	284 lm	52.30%
0° - 60°	418 lm	76.98%
0° - 75°	509 lm	93.74%
0° - 90°	538 lm	99.08%

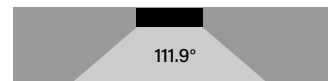
#### ANGULAR DISTRIBUTION 0 - 90°



#### FOOT CANDLES


Distance	Foot Candles
1'	188 fcd
1.5'	84 fcd
2'	47 fcd
2.5'	30 fcd
3'	21 fcd
4'	12 fcd
5'	8 fcd
6'	5 fcd
9'	2 fcd
12'	1 fcd

#### BEAM ANGLE



#### COLOR VECTOR GRAPHIC

Hue Bin	R <sub>t</sub>	Graphic shifts (%)	
		Chroma	Hue
1	96	0%	-1%
2	97	0%	0%
3	95	1%	2%
4	96	0%	1%
5	95	2%	3%
6	93	5%	1%
7	95	3%	-1%
8	94	3%	-2%
9	96	1%	0%
10	97	1%	1%
11	94	2%	4%
12	91	5%	-1%
13	93	3%	-4%
14	92	5%	-5%
15	95	1%	-2%
16	89	2%	-8%

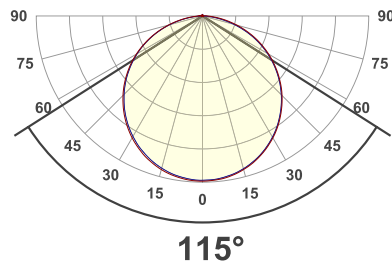


### PICTURE FRAME AND ZIG-ZAG CONFIGURATIONS

#### LUMEN SUMMARY

Zone	Lumens	% Fixture
0° - 15°	57.9 lm	7.05%
0° - 30°	215 lm	26.19%
0° - 45°	425 lm	51.77%
0° - 60°	629 lm	76.61%
0° - 75°	769 lm	93.67%
0° - 90°	813 lm	99.03%

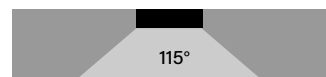
#### ANGULAR DISTRIBUTION 0 - 90°



#### FOOT CANDLES

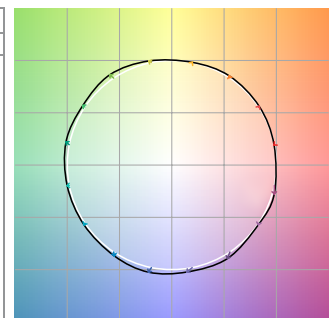
Distance	Foot Candles
1'	276 fcd
1.5'	123 fcd
2'	69 fcd
2.5'	44 fcd
3'	31 fcd
4'	17 fcd
5'	11 fcd
6'	8 fcd
9'	3 fcd
12'	2 fcd

#### BEAM ANGLE



#### COLOR VECTOR GRAPHIC

Hue Bin	R <sub>t</sub>	Graphic shifts (%)	
		Chroma	Hue
1	96	0%	0%
2	97	1%	0%
3	95	1%	2%
4	96	0%	0%
5	95	2%	2%
6	93	5%	1%
7	94	2%	0%
8	94	4%	-2%
9	96	2%	0%
10	97	2%	1%
11	95	3%	3%
12	91	5%	-2%
13	92	3%	-6%
14	91	4%	-5%
15	95	1%	-1%
16	90	1%	-8%



## Pivotaire Nano Linear Fixture

### Specification Submittal

◆ Photometry 1 ft., 3000K, 1" Wide Pivotaire Nano Linear Fixture

#### WRAP AND STRAIGHT CONFIGURATIONS

723

##### LUMEN SUMMARY


Zone	Lumens	% Fixture
0° - 15°	52.7 lm	7.29%
0° - 30°	194 lm	26.83%
0° - 45°	382 lm	52.84%
0° - 60°	561 lm	77.59%
0° - 75°	681 lm	94.19%
0° - 90°	716 lm	99.03%

##### FOOT CANDLES

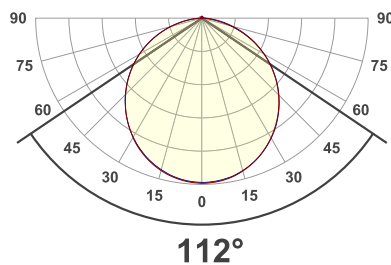
Distance	Foot Candles
1'	252 fcd
1.5'	112 fcd
2'	63 fcd
2.5'	40 fcd
3'	28 fcd
4'	16 fcd
5'	10 fcd
6'	7 fcd
9'	3 fcd
12'	2 fcd

##### COLOR VECTOR GRAPHIC


Hue Bin	R <sub>t</sub>	Graphic shifts (%)	
		Chroma	Hue
1	96	0%	-1%
2	97	0%	0%
3	95	1%	2%
4	96	0%	0%
5	95	2%	3%
6	93	5%	1%
7	95	2%	-1%
8	94	3%	-2%
9	96	1%	0%
10	97	1%	1%
11	94	2%	4%
12	91	5%	-1%
13	93	3%	-4%
14	92	4%	-5%
15	95	1%	-1%
16	89	2%	-8%



##### ANGULAR DISTRIBUTION 0 - 90°



##### BEAM ANGLE



#### PICTURE FRAME AND ZIG-ZAG CONFIGURATIONS

1095

##### LUMEN SUMMARY

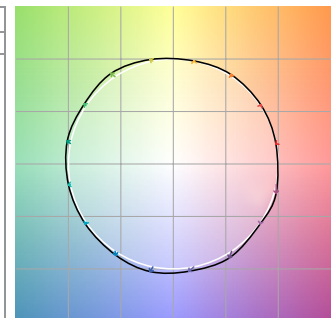
Zone	Lumens	% Fixture
0° - 15°	77.1 lm	7.04%
0° - 30°	286 lm	26.12%
0° - 45°	567 lm	51.78%
0° - 60°	840 lm	76.71%
0° - 75°	1026 lm	93.70%
0° - 90°	1084 lm	99.00%

##### FOOT CANDLES

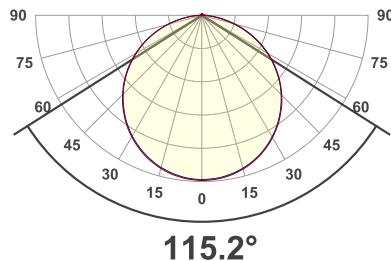
Distance	Foot Candles
1'	367 fcd
1.5'	163 fcd
2'	92 fcd
2.5'	59 fcd
3'	41 fcd
4'	23 fcd
5'	15 fcd
6'	10 fcd
9'	5 fcd
12'	3 fcd

##### COLOR VECTOR GRAPHIC

Hue Bin	R <sub>t</sub>	Graphic shifts (%)	
		Chroma	Hue
1	96	0%	0%
2	97	1%	0%
3	95	1%	2%
4	96	0%	0%
5	95	2%	2%
6	93	5%	1%
7	94	2%	0%
8	94	3%	-2%
9	96	2%	0%
10	97	1%	1%
11	94	3%	3%
12	91	5%	-2%
13	92	3%	-5%
14	91	4%	-5%
15	95	1%	-1%
16	89	2%	-8%



##### ANGULAR DISTRIBUTION 0 - 90°



##### BEAM ANGLE

