

Rettangolo III Nano Linear Fixture

Specification Submittal


Rettangolo III is a versatile Nano Linear Fixture that combines premium quality with a clean, minimalist look. Illuminate custom homes or commercial spaces with seamless integration into distinctive architecture.

Project Name:

Project Location:

Fixture Type:

SKUs:

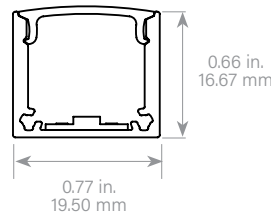


Features & Benefits

- Continuous lengths up to 8 ft. and longer lengths available using multiple segments
- Lead wire grommets eliminate light leaks
- Countersunk hex hardware for a clean look
- Special order RAL colors available
- High R9 and R13 values
- 2-step MacAdam ellipse for unparalleled quality and consistency
- UL Listed and Title 24
- Superior color rendering





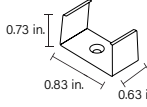
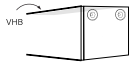

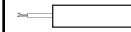



Dimensions Actual size shown.

Fixture Cross Section



System Builder Choose one option for each step.

| Company | Category | Model | Location | 1 Output | 2 CCT | Lens | 3 Finish | 4 Mounting | 5 Length | 6A Number of Leads | 6B End Length | 6C Beginning Length |
|---------|----------|-------|----------|----------|-------|------|----------|------------|----------|--------------------|---------------|---------------------|
| OP | SFU | RET3 | I | - | - | FRT | - | - | - | - | - | - |

| 1 Output | 2 CCT | 3 Finish | 4 Mounting | 5 Length | 6 Lead |
|--|---|---|---|---|--|
| <p>L0.5 - 67 lm/ft*</p> <p>L1 - 140 lm/ft*</p> <p>L2 - 140 lm/ft*</p> <p>L3 - 303 lm/ft*</p> <p>L4 - 454 lm/ft*</p> <p>L5 - 525 lm/ft*</p> <p>L6 - 655 lm/ft*</p> <p>L7 - 813 lm/ft*</p> <p>L9 - 976 lm/ft*</p> <p>RGB2 - 153 lm/ft</p> <p>RGB3 - 221 lm/ft</p> <p>RGB4 - 277 lm/ft</p> <p><small>* This is for a 3500K tape light</small></p> | <p>2200K</p> <p>2400K</p> <p>2700K - Quick Ship</p> <p>3000K - Quick Ship</p> <p>3500K - Quick Ship</p> <p>4000K</p> <p>5000K</p> <p><small>3000K is automatically selected when RGB light engines are chosen</small></p> | <p></p> <p>ALU - Quick Ship Anodized Aluminum</p> <p></p> <p>GLW - Quick Ship Powder Coated Gloss White</p> <p></p> <p>ABL - Quick Ship Anodized Matte Black</p> <p></p> <p>RALXXXX Specify Color</p> | <p>MC Mounting Clip</p> <p></p> <p>0.73 in. 0.83 in. 0.63 in.</p> <p>VHB 3M VHB Adhesive - double sided tape will be mounted on the back</p> <p></p> <p>NM No Mounts - installer can use own adhesive</p> | <p></p> <p>XYZ 1 in. increments</p> <p>- The fixtures come in segments up to 96 in.</p> <p>- Fixtures up to 96 in. will be assembled at the factory</p> <p>- If over 96 in., multiple segments of the profile will be supplied. The light engine will be cut to length with desired lead length(s) that can be easily installed in the field</p> | <p>6A Number of Leads</p> <p>1LEAD One lead </p> <p>2LEAD Two leads (one at each end) </p> <p>- By default leads come out the end of the fixture. If the lead length is followed by the letter "B" it means the lead will come out the BACK of the fixture</p> <p>6B Length at End (in inches) 1-120 </p> <p>6C Length at Beginning (in inches) 1-120 - Optional </p> <p>- The length will dictate the wire gauge</p> <p>- An optional "B" at the end means the lead comes out the back.</p> |

Quick Ship= Shipped within 10 business days

Rettangolo III Nano Linear Fixture

Specification Submittal

Power Supplies

Include Power Supplies In Quote?

Yes, Include Power Supplies:

Optique Lighting will provide a universal power supply supporting 0-10, 1-10V, MLV, ELV dimming and voltage input from 100V-277V. Includes integrated junction box.

No Power Supplies Required:

No power supplies will be included.

*Note: If nothing is selected, we will assume power supplies should be included.

Output

| L-Level | | L0.5 | L1 | L2 | L3 | L4 | L5 | L6 | L7 | L9 |
|------------------------|-------|------|-----|-----|-----|-----|-----|-----|------|------|
| Lumens (per ft) | 2200K | 54 | 116 | 116 | 244 | 385 | 445 | 559 | 689 | 836 |
| | 2400K | 55 | 115 | 115 | 245 | 366 | 430 | 568 | 710 | 859 |
| | 2700K | 65 | 123 | 123 | 291 | 434 | 517 | 653 | 806 | 972 |
| | 3000K | 63 | 134 | 134 | 282 | 420 | 548 | 694 | 862 | 1039 |
| | 3500K | 67 | 140 | 140 | 303 | 454 | 525 | 655 | 813 | 976 |
| | 4000K | 67 | 141 | 141 | 285 | 452 | 559 | 701 | 870 | 1073 |
| | 5000K | 69 | 144 | 144 | 305 | 455 | 567 | 709 | 877 | 1088 |
| Wattage* (per ft.) | | 1.0 | 2.0 | 3.1 | 4.3 | 6.6 | 7.6 | 9.6 | 12.0 | 15.2 |
| Max Run Length** (ft.) | | 68 | 42 | 30 | 22 | 14 | 12 | 10 | 8 | 6 |
| Closet Rated | | ✓ | ✓ | ✓ | ✓ | ✓ | ✓ | - | - | - |

*Power consumption based on average wattage per foot.

**Maximum run length per power feed.

Rettangolo III Nano Linear Fixture

Specification Submittal

✦ Photometry

1 ft., 3000K Rettangolo III Nano Linear Fixture

LUMEN SUMMARY


| Zone | Lumens | % Fixture |
|----------|---------|-----------|
| 0° - 15° | 51.7 lm | 7.45% |
| 0° - 30° | 190 lm | 27.38% |
| 0° - 45° | 371 lm | 53.46% |
| 0° - 60° | 543 lm | 78.24% |
| 0° - 75° | 656 lm | 94.52% |
| 0° - 90° | 690 lm | 99.42% |

FOOT CANDLES

| Distance | Foot Candles |
|----------|--------------|
| 1' | 247 fcd |
| 1.5' | 110 fcd |
| 2' | 62 fcd |
| 2.5' | 40 fcd |
| 3' | 27 fcd |
| 4' | 15 fcd |
| 5' | 10 fcd |
| 6' | 7 fcd |
| 9' | 3 fcd |
| 12' | 2 fcd |

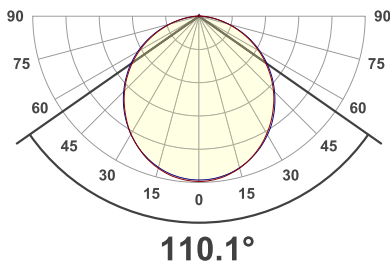
COLOR VECTOR GRAPHIC

| Hue Bin | R _f | Graphic shifts (%) | |
|---------|----------------|--------------------|-----|
| | | Chroma | Hue |
| 1 | 96 | 0% | -1% |
| 2 | 97 | 0% | 0% |
| 3 | 95 | 1% | 2% |
| 4 | 96 | 0% | 1% |
| 5 | 95 | 2% | 3% |
| 6 | 93 | 5% | 1% |
| 7 | 95 | 2% | -1% |
| 8 | 94 | 3% | -2% |
| 9 | 96 | 1% | 0% |
| 10 | 97 | 1% | 1% |
| 11 | 94 | 2% | 4% |
| 12 | 91 | 5% | -1% |
| 13 | 93 | 3% | -4% |
| 14 | 92 | 4% | -5% |
| 15 | 95 | 1% | -2% |
| 16 | 89 | 2% | -8% |



□ Reference ■ Test

ANGULAR DISTRIBUTION 0 - 90°



BEAM ANGLE

